


PROJECT: _____ TYPE: _____ QTY: _____



PRODUCT # 320IR

APPLICATION	<ul style="list-style-type: none"> • PENDANT MOUNT • INDOOR RATED
DIMENSIONS	<ul style="list-style-type: none"> • 4" DIA. OR 5" DIA. (10CM, 12.5CM)
ILLUMINATION	<ul style="list-style-type: none"> • DIRECT • LED 80 CRI • 4" GLOBE UP TO 684 LUMENS (PER GLOBE) • 5" GLOBE UP TO 764 LUMENS (PER GLOBE)
LED DRIVER	<ul style="list-style-type: none"> • CANOPY OR REMOTE MOUNT
DIFFUSERS	<ul style="list-style-type: none"> • GLASS LENS
MOUNTING	<ul style="list-style-type: none"> • POWER OVER SUSPENSION
CONSTRUCTION	<ul style="list-style-type: none"> • ALUMINUM
DIMMING	<ul style="list-style-type: none"> • 0-10V (1%) DIMMING (120 - 277V) • LINE VOLTAGE/TRIAC/ELV (120V ONLY)
WEIGHT	<ul style="list-style-type: none"> • 4 LBS - 17 LBS.





PROJECT: _____ TYPE: _____ QTY: _____

320IR - 1 - 2 - 3 - 4 - 5 - 6 - 7 - 8 - 9 - 10 - 11

1.	1	3	5	7
CLUSTER QUANTITY	1	3	5	7

2.	SINGLE	CIRCULAR	LINEAR
CLUSTER LAYOUT	INDIVIDUAL GLOBE	CIRCULAR LAYOUT	LINEAR LAYOUT

3.	4	5
GLOBE SIZE	4" DIA. (10CM) - 684 LUMENS	5" DIA. (12.5CM) - 764 LUMENS

4.	H	M	L	C: _____
OUTPUT	100% LUMENS	75% LUMENS	50% LUMENS	[CUSTOM]% LUMENS

5.	27K	30K	35K	40K
CCT	2700K	3000K	3500K	4000K

6.	120	UNI
VOLTAGE	120V	120 - 277V

7.	ADDITIONAL AND PREMIUM FINISHES AVAILABLE. SEE FINISHES CHART	F04	F05	F15	F16	F09	F31	F18
BODY FINISH		MATTE WHITE	GLOSS WHITE	MATTE BLACK	GLOSS BLACK	PEWTER	SILVER METALLIC	SATIN ALUMINUM

8.	F04	F15	SAME AS BODY
CANOPY FINISH	MATTE WHITE	MATTE BLACK	SAME AS BODY

9.	NONE	DIML	DIMV
DIMMING	---	0-10V(1%) (120-277V)	LINE VOLTAGE/TRIAC/ELV (120V ONLY)

10.	NONE	EMR¹
EMERGENCY	---	REMOTE

11.	SG1	JC1
MOUNTING	SINGLE GANG J-BOX (2" x 4")	4" JUNCTION BOX

¹.CONSULT FACTORY
NOTE: SOME OPTIONS MAY NOT BE COMPATIBLE WITH OTHERS. **ALL SPECIFICATIONS ARE SUBJECT TO CHANGE WITHOUT NOTICE.** CONTACT TMS LIGHTING FOR UPDATED SPECIFICATIONS.

DIRECT LIGHTING

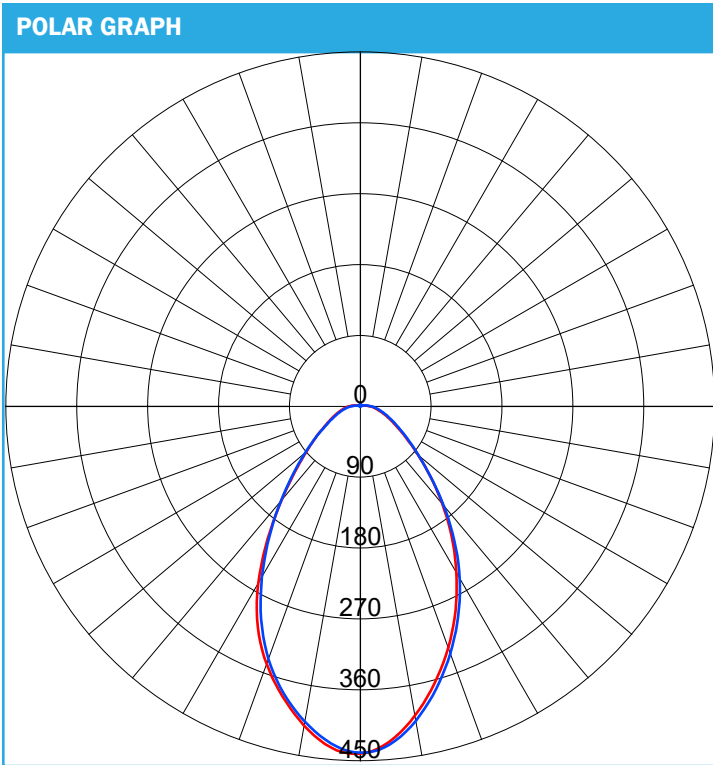
GLOBE SIZE	LUMENS PER GLOBE	WATTAGE
4"	684	7.2
5"	764	10

IES INDOOR REPORT

PHOTOMETRIC FILENAME: IRS-1-4-H-35K-UNI-F05-ACRW.IES

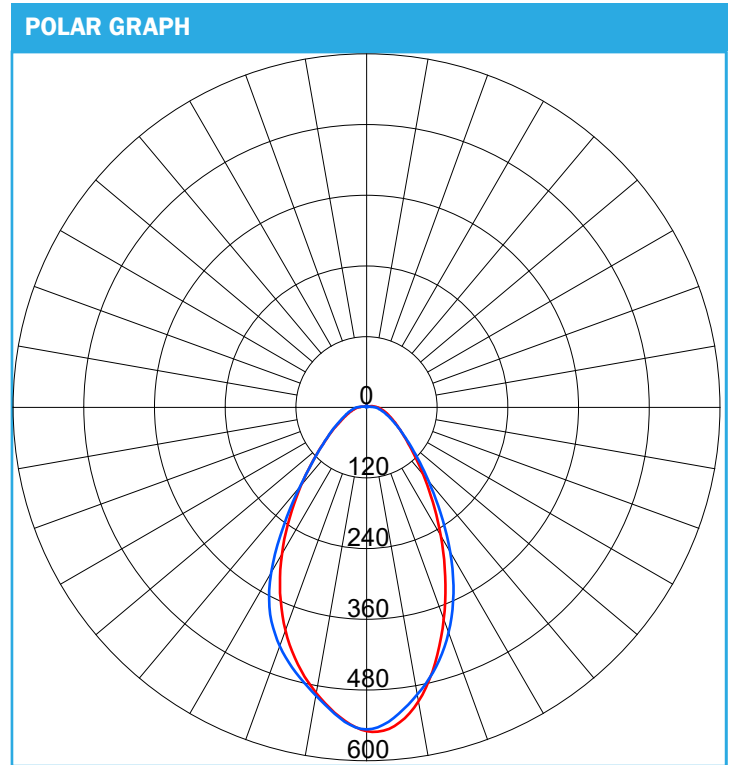
IES INDOOR REPORT

PHOTOMETRIC FILENAME: IRS-1-5-H-35K-UNI-F05-ACRW.IES



1 - Vertical Plane Through Horizontal Angles (0 - 180) (Through Max. Cd.)
 # 2 - Vertical Plane Through Horizontal Angles (90 - 270) (Through Max. Cd.)

LUMINAIRE LUMENS	684
TOTAL LUMINAIRE EFFICIENCY	68%
LUMINAIRE EFFICACY RATING (LM/W)	94.56
TOTAL LUMINAIRE WATTS	7.2



1 - Vertical Plane Through Horizontal Angles (0 - 180) (Through Max. Cd.)
 # 2 - Vertical Plane Through Horizontal Angles (90 - 270) (Through Max. Cd.)

LUMINAIRE LUMENS	764
TOTAL LUMINAIRE EFFICIENCY	59%
LUMINAIRE EFFICACY RATING (LM/W)	75.09
TOTAL LUMINAIRE WATTS	10

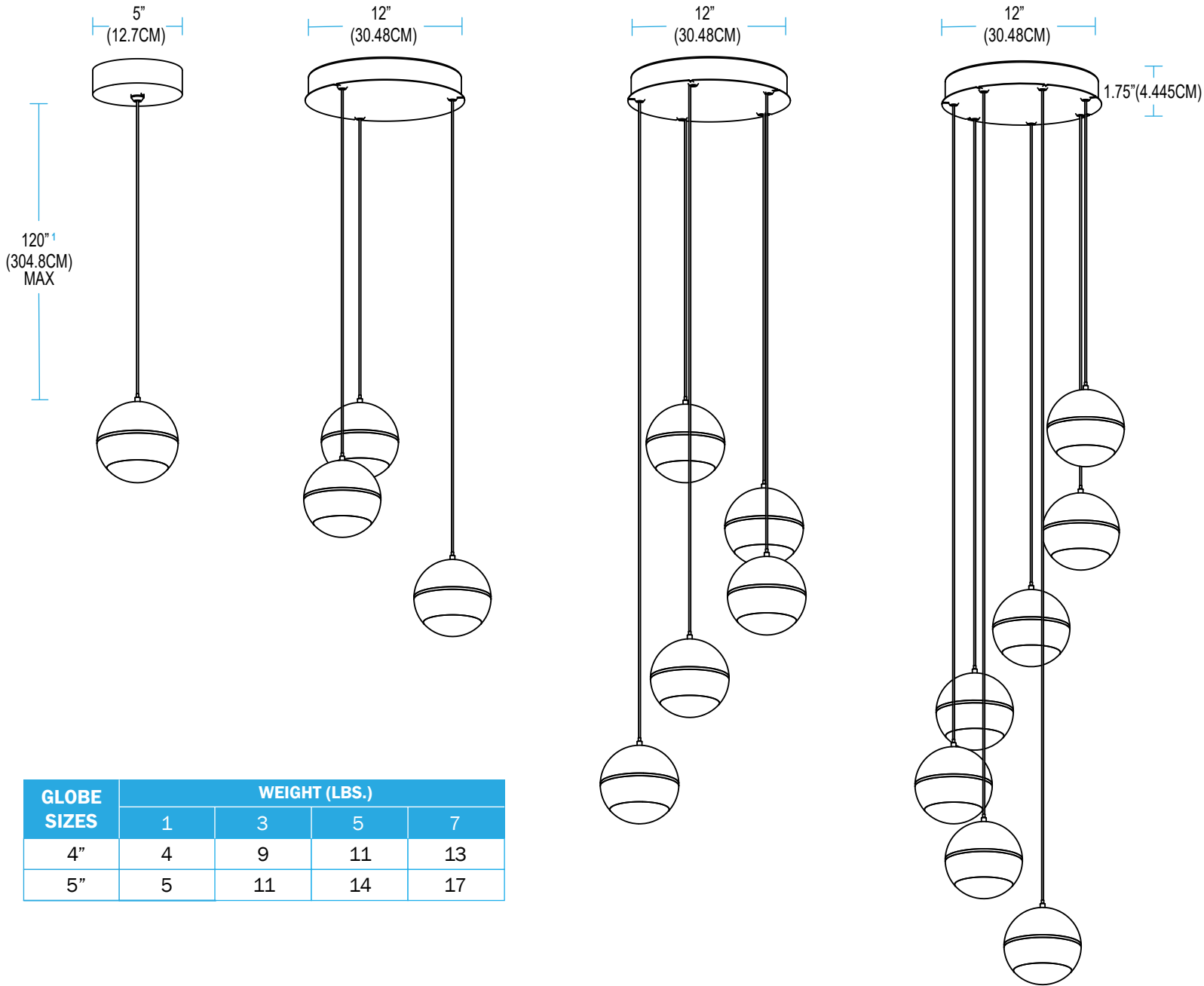
STANDARD PAINT FINISHES



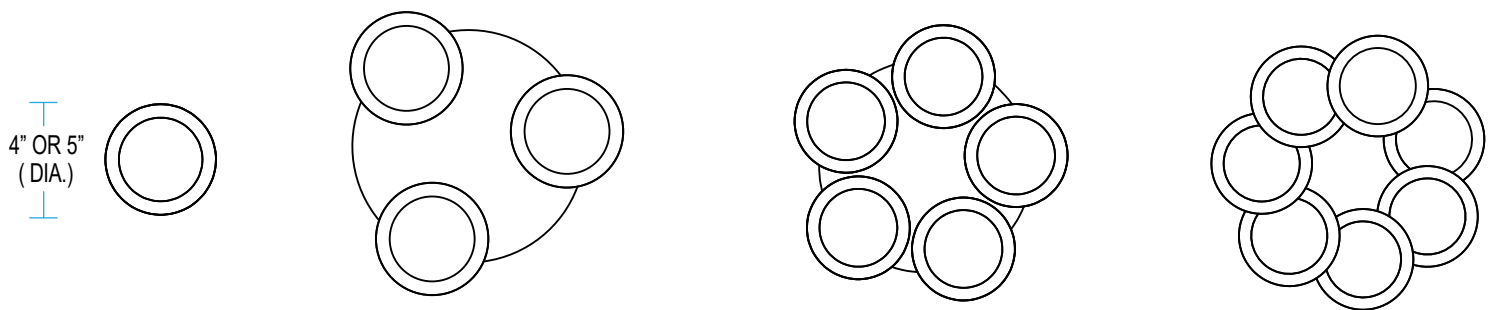
PREMIUM PAINT FINISHES



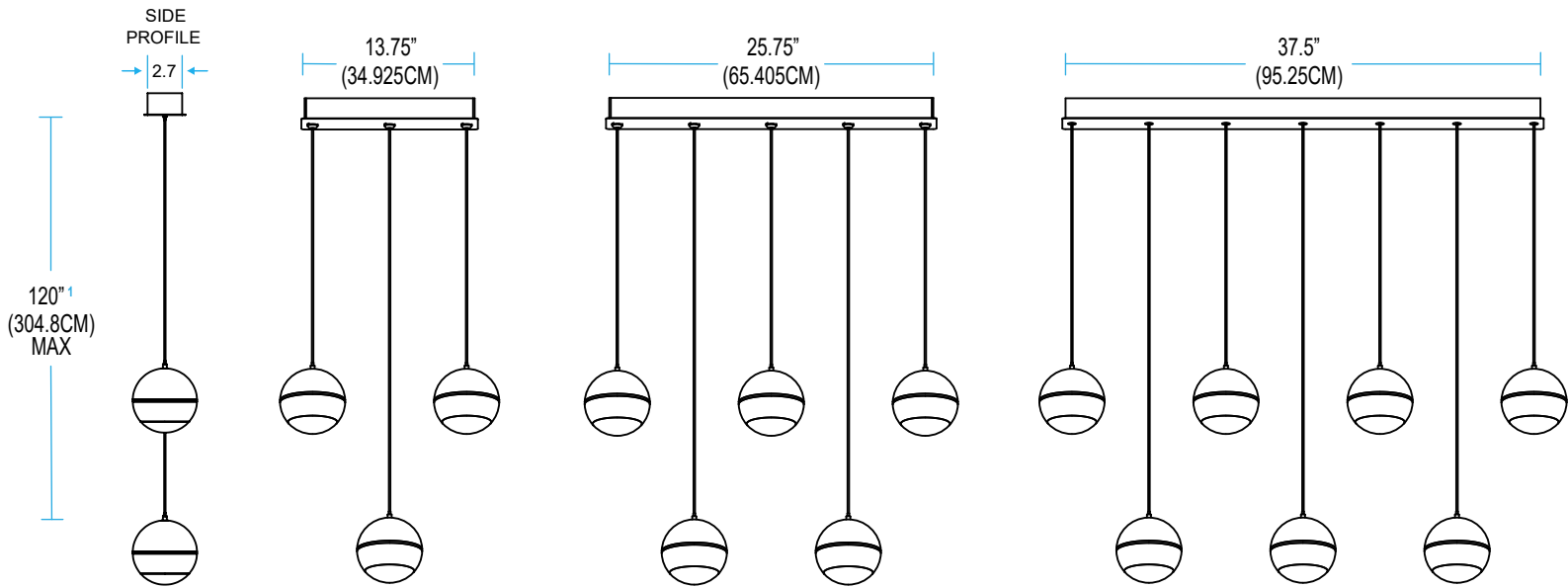
NOTE: DISPLAYED FINISHES DIFFER BETWEEN SCREENS AS WELL AS PRINTERS AND MAY NOT ACCURATELY DEPICT COLOR.



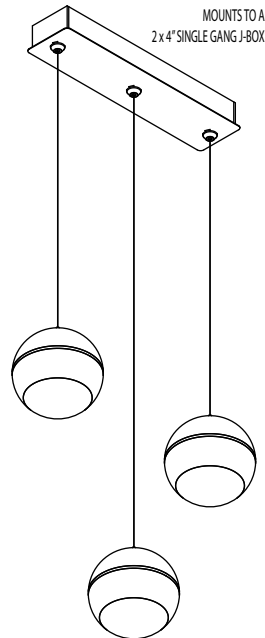
GLOBE SIZES	WEIGHT (LBS.)			
	1	3	5	7
4"	4	9	11	13
5"	5	11	14	17



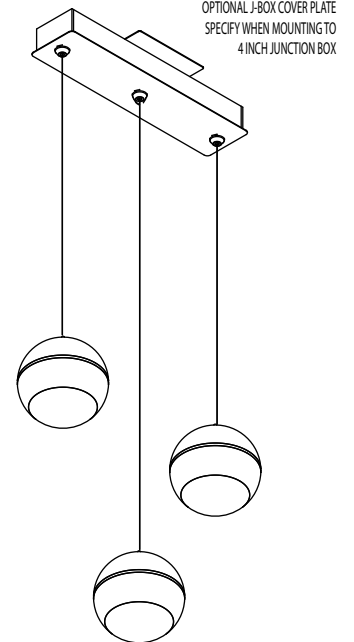
¹ FOR LENGTHS BEYOND 120" (10FT) CONSULT FACTORY




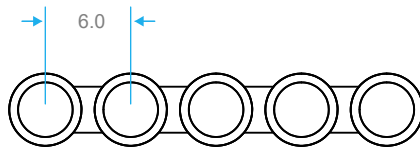
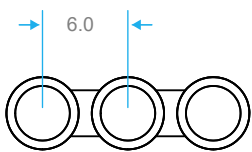
SG1



JC1



GLOBE SIZES	WEIGHT (LBS.)			
	1	3	5	7
4"	4	9	11	13
5"	5	11	14	17



1 FOR LENGTHS BEYOND 120" (10FT) CONSULT FACTORY